

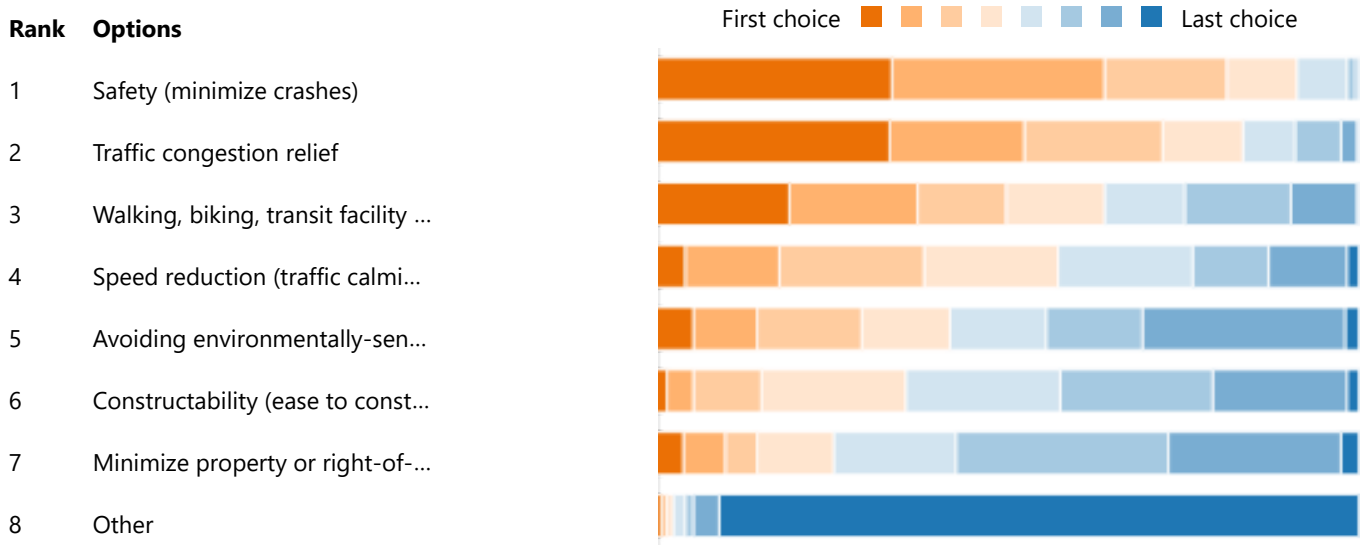
Station 6: NEAS Online Survey - Round 2

299
Responses

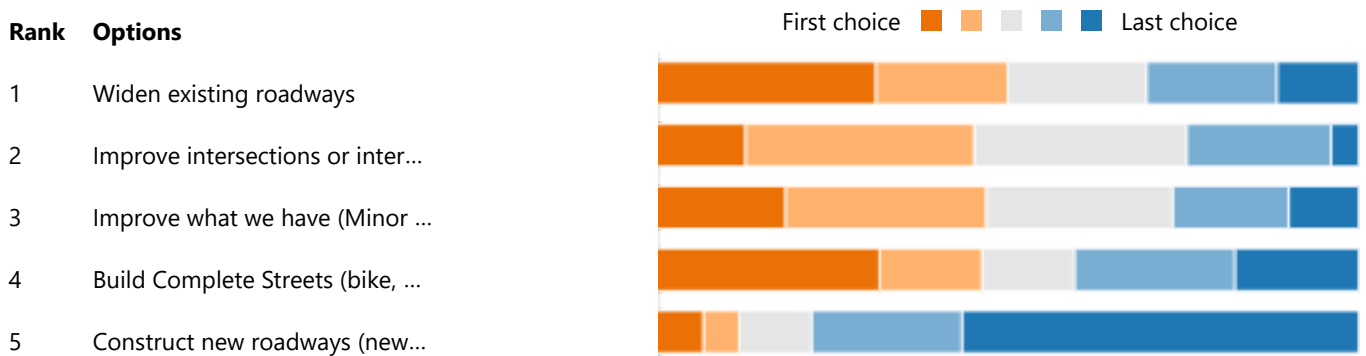
15:53
Average time to complete

Active
Status

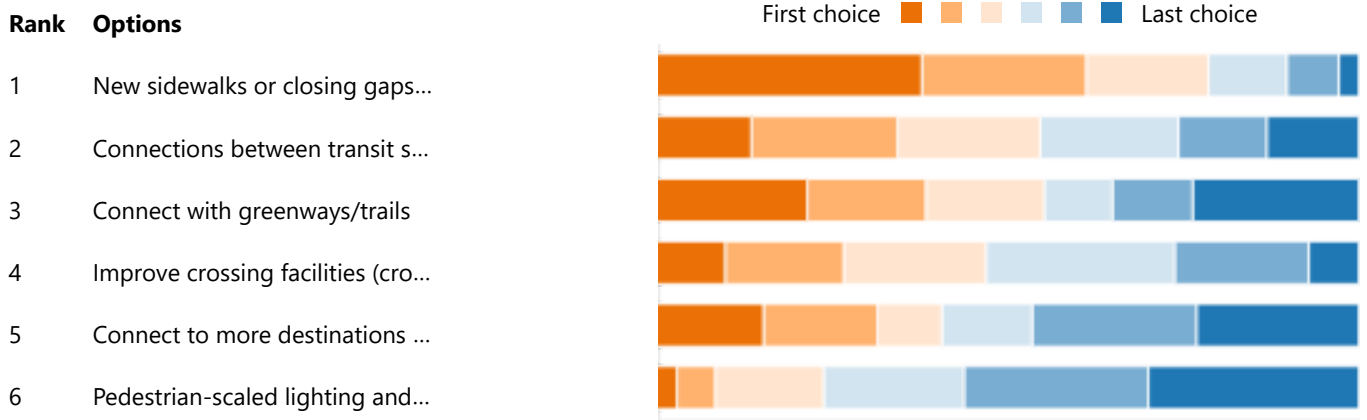
1. Please RANK each of the following goals/objectives for roadway improvements within the Northeast study area, from Least Important (bottom) to Most Important (top):



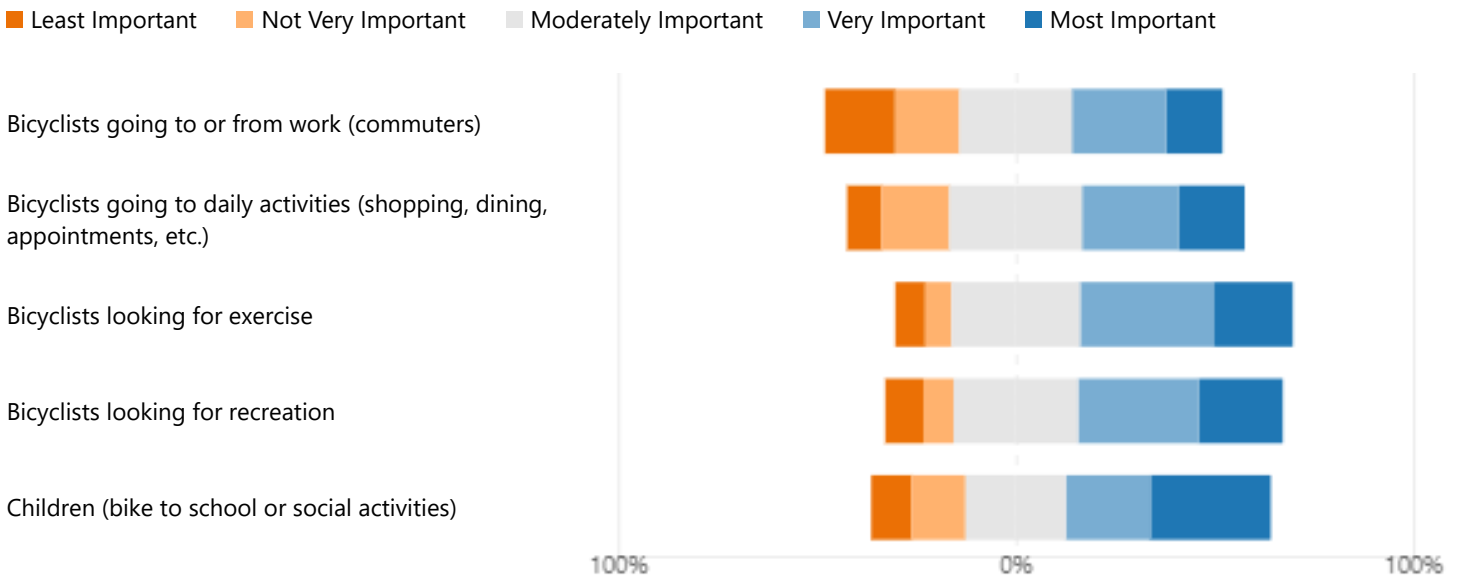
2. Please rank the following TYPES of roadway improvements for the study area, from Least Important (bottom) to Most Important (top):



3. Shifting to non-motorized transportation, please RANK the following goals/objectives for pedestrian improvement types from Least Important (bottom) to Most Important (top):

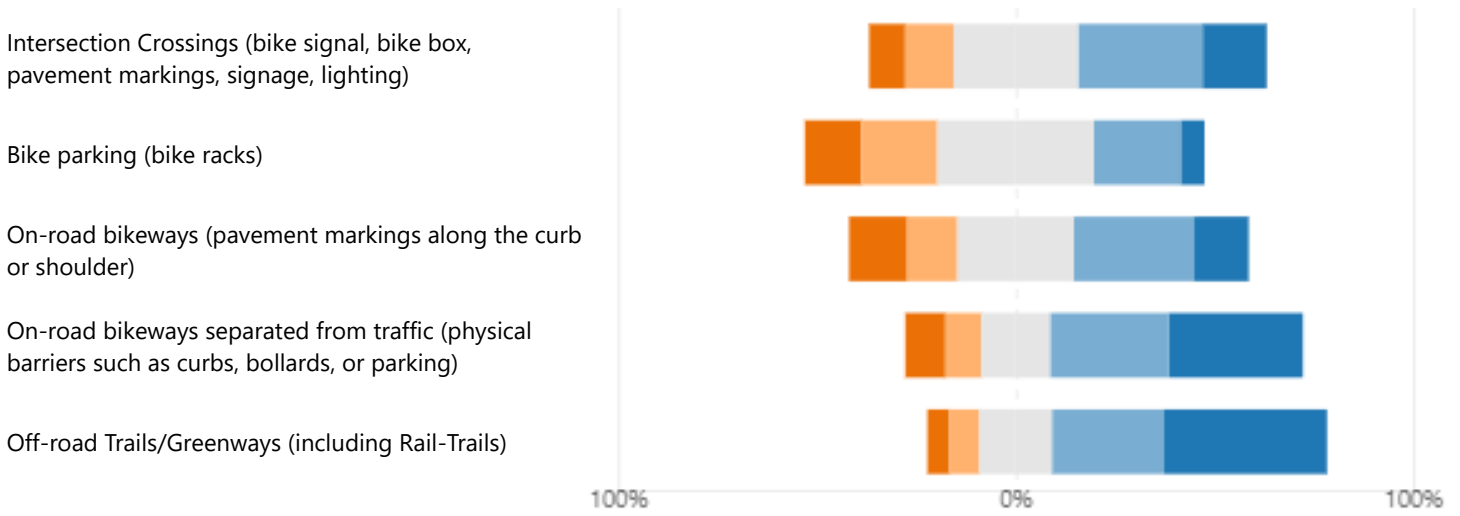


4. Please RATE the following bicycle USER types you would like to see within the Northeast study area, from Least Important to Most Important:



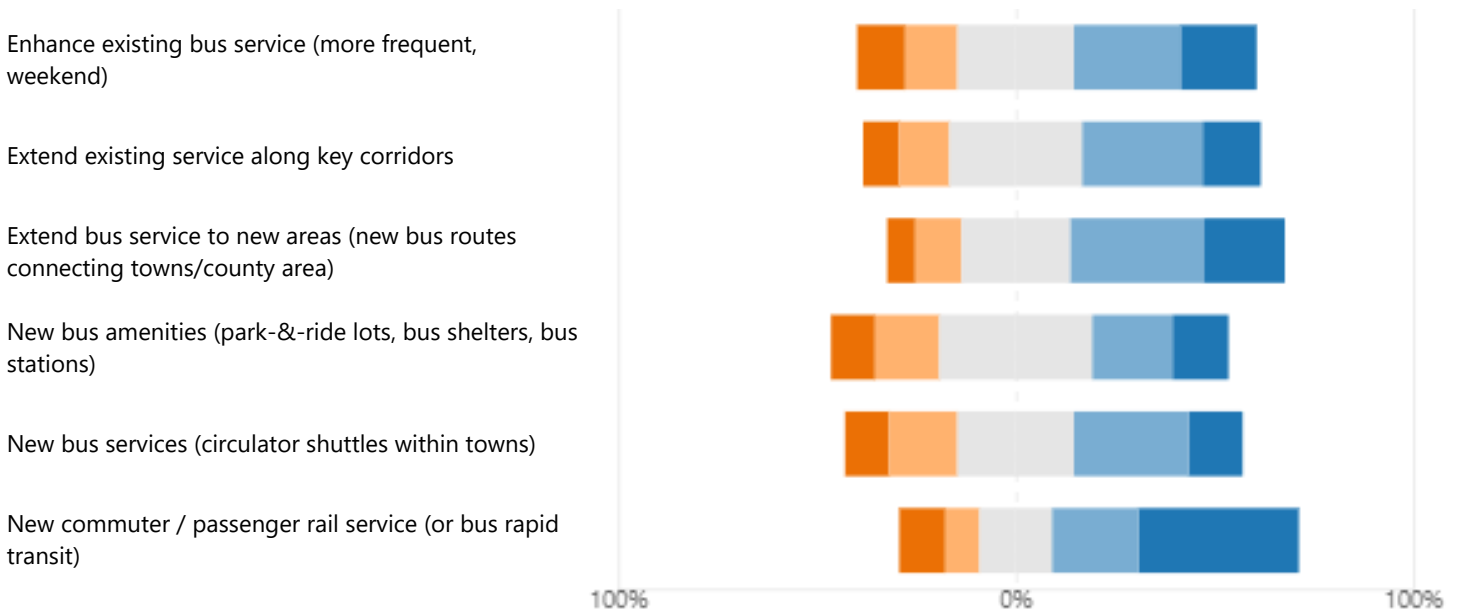
5. Please RATE the following bicycle FACILITY types you would like to see within the Northeast study area, from Least Important to Most Important:

■ Least Important
 ■ Not Very Important
 ■ Moderately Important
 ■ Very Important
 ■ Most Important



6. Please RATE the following public transportation service & operations improvements you would like to see within the Northeast study area, from Least Important to Most Important:

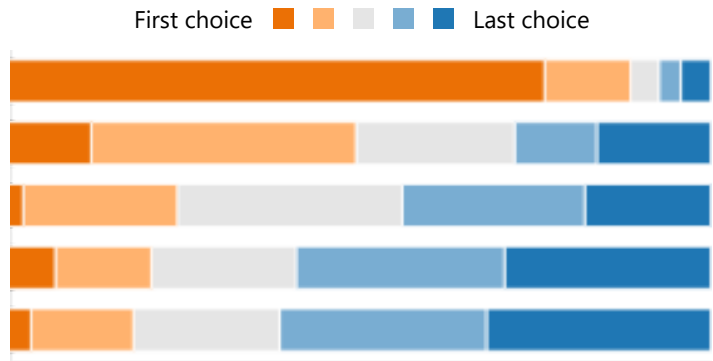
■ Least Important
 ■ Not Very Important
 ■ Moderately Important
 ■ Very Important
 ■ Most Important



7. Now please RANK the following types of transit trips for the study area from Least Important (bottom) to Most Important (top):

Rank Options

- 1 Daily commuter (work or scho...
- 2 Medical appointments
- 3 Shopping
- 4 Social/leisure trips
- 5 Special event-based trips (con...



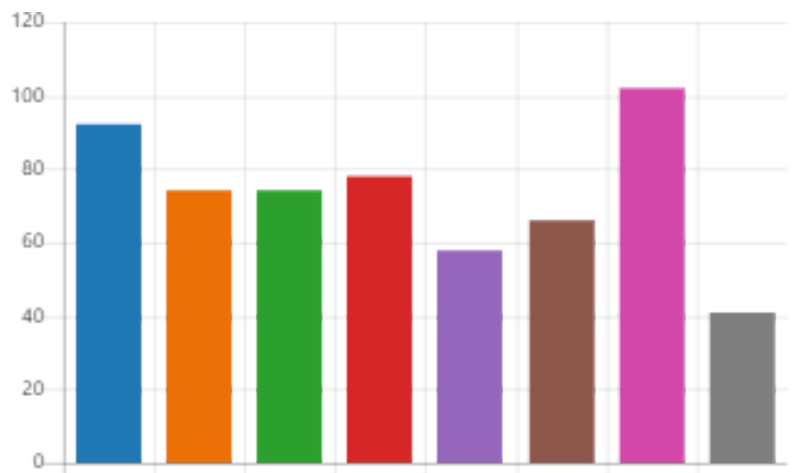
8. Wake County is considering launching a new transportation service in the northeastern portion of the county (including the towns of Rolesville, Wendell, and Zebulon). This would be an on-demand real-time ride-sharing service that would provide short trips within northeastern Wake County. It is one example, among many, of how microtransit (including ride-hailing (uber/lyft), car-sharing, bikeshare, e-scooters) may serve as a complement to traditional bus service. In your opinion, what would influence you to utilize microtransit? Please choose up to 3 choices.

- Low/Reduced Price 199 67%
- Convenience to pick up locati... 247 83%
- Education/training materials o... 35 12%
- Free trial of the service 110 37%
- If my workplace, shops that I f... 120 40%



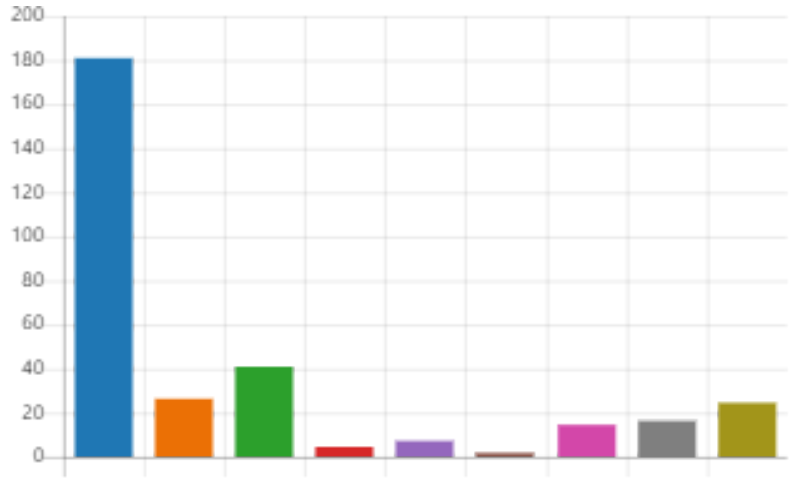
9. Despite growing needs for transportation spending, the current sources of funds (state gas tax, vehicle fees, occasional local bonds, and federal funds) are on a downward trend. Which of the following ways to increase dollars for transportation maintenance, repair, and development in our region would you support (select all that apply)?

- Increase the existing gasoline ... 92 31%
- Increase existing fees (such as ... 74 25%
- Charge users of particular roa... 74 25%
- Develop mileage-based user f... 78 26%
- Add other taxes + fees on tra... 58 19%
- Increase or add other taxes, b... 66 22%
- I would not support an increas... 102 34%
- Other 41 14%



10. How did you hear about this engagement session?

● Social media (Twitter, Faceboo...	181	61%
● Neighborhood listserve/Nextd...	26	9%
● Email/Electronic newsletter	41	14%
● Online news advertisement	5	
● Printed flyer	7	
● Print newspaper ad	2	
● Government website	15	
● Word-of-mouth (friend, family...	16	
● Other	25	



11. What is your age category?

● Under 18 years old	0	
● 18 to 30 years old	29	10%
● 31 to 64 years old	214	72%
● 65 years or older	53	18%



12. What is your home zip code?

286
Responses

Latest Responses

- Wake Forest 24%
- Raleigh 20%
- Wendell 18%
- Zebulon 9%

13. What is your work zip code?

249
Responses

Latest Responses

- Raleigh 33%
- Wake Forest 16%
- Durham 8%
- Zebulon 6%

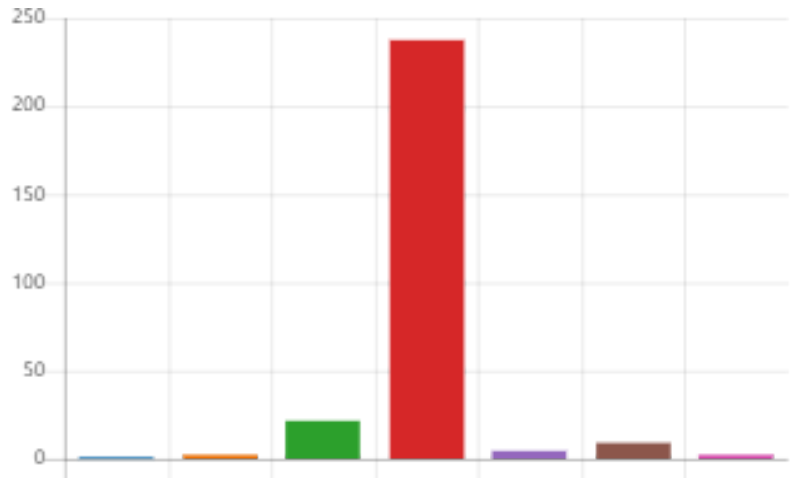
14. What is your gender?

● Female	138	46%
● Male	134	45%
● Non-binary	3	
● Prefer not to say	14	
● Other	0	



15. Which of the following best describes your race/ethnicity? Choose all that apply.

● American Indian or Alaska Nat...	1	
● Asian or Middle Eastern	2	
● Black or African American	22	7%
● Caucasian or White	237	79%
● Hispanic or Latino	5	2%
● Two or More	9	3%
● Other	2	



16. Please indicate which language(s) are spoken at home. Choose all that apply.

● English	283	95%
● Spanish	6	
● Other: Deutsch French Swahili	4	



17. Lastly, if you would like to receive email updates regarding the NEAS Update, or other transportation projects in the area, please type your email here:

119
Subscribers